


SUPPLIES & ACCESSORIES

SIZES	SPINE	Image Wrap Template	ImageBack Hardcover (25 per carton + 50 liners)	ImageBack Liner (50 per carton)	Black Endleaves
8.5" x 11" Landscape	A B	IBTA-JLX IBTB-JLX	HJIBA-LX HJIBB-LX	IBLJ-LX	203078
11" x 8.5" Portrait	A B	IBTA-JPX IBTB-JPX	HJIBA-PX HJIBB-PX	IBLJ-PX	HZEJBB
A4 Landscape	A B	IBTA-4LX IBTB-4LX	H4IBA-LX H4IBB-LX	IBL4-LX	202936
A4 Portrait	A B	IBTA-4PX IBTB-4PX	H4IBA-PX H4IBB-PX	IBL4-PX	204614
8" x 10" Landscape	A B C	IBTA-NLX IBTB-NLX IBTC-NLX	HNIBA-LX HNIBB-LX HNIBC-LX	IBLN-LX	206077
10" x 8" Portrait	A B C	IBTA-NPX IBTB-NPX IBTC-NPX	HNIBA-PX HNIBB-PX HNIBC-PX	IBLN-PX	202129
12" x 12" Square	A B C	IBTA-ASX IBTB-ASX IBTC-ASX	HAIBA-SX HAIBB-SX HAIBC-SX	IBLA-LX	EAEB-SX
10" x 10" Square	A B C D	IBTA-VSX IBTB-VSX IBTC-VSX IBTD-VSX	HVIBA-SX HVIBB-SX HVIBC-SX HVIBD-SX	IBLV-SX	EVEB-SX
8" x 8" Square	A B C D	IBTA-ESX IBTB-ESX IBTC-ESX IBTD-ESX	HEIBA-SX HEIBB-SX HEIBC-SX HEIBD-SX	IBLE-SX	EEEE-SX

SPECIFICATIONS

Dimensions: 23" D x 32" W x 3.25" H (58.42cm D x 81.28cm W x 8.26cm H)
Weight: 46 lbs (20.87 kg)



FOR INFORMATION ON ALL FASTBACK PHOTOBOOK EQUIPMENT AND SUPPLIES, PLEASE CONTACT THE POWIS PHOTOBOOK SALES TEAM.
EMAIL: customerservice@powis.com

POWIS

© POWIS PARKER INC. 2010

Specifications, drawings, photographs and design are for illustrative purposes only and are subject to change without notice.

800.321.2463
510.848.2463
www.powis.com

L1007

Designed, Engineered and Made in the USA.

POWIS

Image Wrapper™

Easily add custom covers to books



IMAGE WRAPPER™


With the Image Wrapper you can make custom hard covers, quickly and easily, one at a time, in any office environment. With very little effort, it is possible to produce customized hard covers without messy glues, or heavy, expensive equipment. Best of all the finished covers are designed to work with all the Fastback® binding systems, including the Studio™ Binding System, Production WorkCell™, and PhotoPress™ Binding System. The Image Wrapper™ and its related products will work with a wide variety of materials. Virtually any paper or cloth will work with the Image Wrapper.




The Image Wrapper uses the Powis ImageBack™ Hardcovers and ImageBack™ Liners. Each cover comes with the adhesive already applied, so you never have to worry about messy glue application, leakage, glue build-up, or cleaning. Powis has done the complicated part of book assembly for you, so all you have to do is add your printed cover sheet. Use with the ImageBack Liners, and you can assemble books using the Fastback Hardcover Guide.

CONSUMABLES

ImageBack™ Hardcover



ImageBack™ Liner




Printed Cover Sheet


HOW TO MAKE A PERSONALIZED COVER



- 1 Trim the printed cover sheet using the ImageBack template at the desired size.



- 2 Remove the release paper on the cover and smooth down the printed cover sheet, starting from the left and moving to the right.



- 3 Fold in the outside edges of the cover wrap to attach to the edges of the inside cover. Push the cover into the pinch roller to adhere the edges.



- 4 Attach an ImageBack liner to the two interior panels of the ImageBack Hardcover.